

# TEST REPORT

Report No.: BCTC2304879606-4E

---

Applicant: MINIX Technology Limited

---

Product Name: Mini PC

---

Model/Type  
reference: RIC SJ64-4W

---

Tested Date: 2023-04-13 to 2023-04-25

---

Issued Date: 2023-06-30

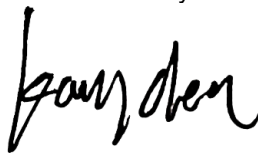
---

**Shenzhen BCTC Technology Co., Ltd.**



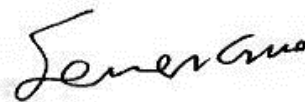
Product Name: Mini PC  
Trademark: MINIX  
Model/Type reference: RIC SJ64-4W, RIC SJ64-8W, RIC SJ64-16W, RIC SJ64-4U,  
RIC SJ64-8U, RIC SJ64-16U, RIC SJ64-MB, RIC SJ64xxxxxxxxx  
(x can be 0-9, A-Z, a-z, "-", "\_", "/" or blank for marketing purpose)  
Prepared For: MINIX Technology Limited  
Address: Unit 01, 15/F, Chevalier Commercial Center, No.8 Wang Hoi Road, Kowloon Bay,  
Kowloon, Hong Kong.  
Manufacturer: MINIX Technology Limited  
Address: Unit 01, 15/F, Chevalier Commercial Center, No.8 Wang Hoi Road, Kowloon Bay,  
Kowloon, Hong Kong.  
Prepared By: Shenzhen BCTC Technology Co., Ltd.  
Address: 1 Floor, Building 2, Huayou Industrial, Yousong Road, Fukang Community,  
Longhua Street, Longhua District, Shenzhen, Guangdong, China  
Sample Received Date: 2023-04-11  
Sample tested Date: 2023-04-13 to 2023-04-25  
Issue Date: BCTC2304879606-4E  
Report No.: EN IEC 62311:2020  
Test Standards: PASS  
Test Results: This is Health test report.

Tested by:



Kang Chen/ Project Handler

Approved by:




Sewen Guo /Reviewer

The test report is effective only with both signature and specialized stamp. This result(s) shown in this report refer only to the sample(s) tested. Without written approval of Shenzhen BCTC Technology Co., Ltd. this report can't be reproduced except in full. The tested sample(s) and the sample information are provided by the client.

## Table of Content

Test Report Declaration	Page
1. Version .....	4
2. Product Information and Test Setup.....	5
2.1 Product Information.....	5
3. Health Requirements.....	6
3.1 Limits.....	6
3.2 Exposure Evaluation .....	7




**1. Version**

Report No.	Issue Date	Description	Approved
BCTC2304879606-4E	2023-06-30	Original	Valid

Remark \*: these modules have been tested and comply with requirements, According to technical characteristic, only one item need retest for this device.

TI  
C  
PR  
测




## 2. Product Information and Test Setup

### 2.1 Product Information

<b>Model/Type reference:</b>	RIC SJ64-4W, RIC SJ64-8W, RIC SJ64-16W, RIC SJ64-4U, RIC SJ64-8U, RIC SJ64-16U, RIC SJ64-MB, RIC SJ64xxxxxxxxx (x can be 0-9, A-Z, a-z, "-", "_", "/" or blank for marketing purpose)
<b>Model differences:</b>	Our production units bearing the following model numbers are identical in circuitry and electrical, mechanical and physical construction; The difference is only in model names.
<b>Hardware Version:</b>	N/A
<b>Software Version:</b>	N/A
<b>Operation Frequency:</b>	Bluetooth(EDR): 2402-2480MHz WIFI: 2412-2480 MHz
<b>Antenna installation:</b>	External antenna
<b>Antenna Gain:</b>	0dBi
<b>power supply:</b>	AC 100-240V/50-60Hz
<b>Adapter:</b>	Input: AC 100-240V/50-60Hz Output: 19V/3.42A

ECH  
 T  
 OV  
 科



### 3. Health Requirements

#### 3.1 Limits

According to Council Recommendation: the criteria listed in the following table shall be used to evaluate the environment impact of human exposure to radio frequency (RF) radiation.

Reference levels for electric, magnetic and electromagnetic fields (0Hz to 300GHz, unperturbed RMS values)

Frequency range	E-field strength (V/m)	H-field strength (A/m)	B-field ( $\mu$ T)	Equivalent plane wave power density Seq (W/m <sup>2</sup> )
0-1 Hz	-	$3.2 \times 10^4$	$4 \times 10^4$	-
1-8 Hz	10000	$3.2 \times 10^4 / f^2$	$4 \times 10^4 / f^2$	-
8-25 Hz	10000	4000/f	5000/f	-
0.025-0.8 kHz	250/f	4/f	5/f	-
0.8-3 kHz	250/f	5	6.25	-
3-150 kHz	87	5	6.25	-
0.15-1 MHz	87	0.73/f	0.92/f	-
1-10 MHz	$87/f^{1/2}$	0.73/f	0.92/f	-
10-400 MHz	28	0.073	0.095	2
400-2000 MHz	$1.375 f^{1/2}$	$0.0037 f^{1/2}$	$0.0046 f^{1/2}$	f/200
2-300 GHz	61	0.16	0.2	10

Note:

1. f as indicated in the frequency range column.
2. For frequencies between 100 kHz and 10 GHz, Seq, E<sup>2</sup>, H<sup>2</sup> and B<sup>2</sup> are to be averaged over any six-minute period.
3. For frequencies exceeding 10 GHz, Seq, E<sup>2</sup>, H<sup>2</sup> and B<sup>2</sup> are to be averaged over any  $68 / f^{1.05}$  minute period (f in GHz).

INO  
 C  
 ED  
 技

### 3.2 Exposure Evaluation

From Council Recommendation 1999/519/EC table 2, the maximum power density is 10 W/m<sup>2</sup>.

Power density (S) is calculated by the following formula:

$$S = PG * \text{Duty factor} / 4\pi R^2$$

P = Peak Power Input to antenna (Watts)

G =Antenna Gain (numeric)

R = distance to the center of radiation of antenna (in meter) = 0.20 m

Note:

1)  $P \text{ (Watts)} = (10^{(\text{dBm} / 10)}) / 1000$

2)  $G \text{ (Antenna gain in numeric)} = 10^{(\text{Antenna gain in dBi} / 10)}$

3) Duty factor=1.0

4)  $\pi = 3.142$

Mode	Antenna Gain (dBi)	Antenna Gain (numeric)	Max. Output Power (dBm)	Max. Output Power (W)	Duty factor	Calculated RF Exposure (W/ m <sup>2</sup> )	Limit (W/ m <sup>2</sup> )
WIFI	0	1	20	0.1	1.00	0.1989	10
BT	0	1	20	0.1	1.00	0.1989	10

CONCLUSION of simultaneous transmitter

BT and WiFi can transmit simultaneously, the formula of Calculated RF Exposure is:

$$\text{WIFI+BT} = 0.1989 + 0.1989 = 0.3978 \text{ W/ m}^2,$$

This confirmed that the device comply with EN62311 RF Exposure limit.



## STATEMENT

- 1.The equipment lists are traceable to the national reference standards.
- 2.The test report can not be partially copied unless prior written approval is issued from our lab.
- 3.The test report is invalid without stamp of laboratory.
- 4.The test report is invalid without signature of person(s) testing and authorizing.
- 5.The test process and test result is only related to the Unit Under Test.
- 6.The quality system of our laboratory is in accordance with ISO/IEC17025.
- 7.If there is any objection to report, the client should inform issuing laboratory within 15 days from the date of receiving test report.

Address:

1st floor, building 2, Huayou Industrial Zone, Yousong Road, Fukang community, Longhua street, Longhua District, Shenzhen, P. R. China

TEL: 400-788-9558

P.C.: 518103

FAX: 0755-33229357

Website: <http://www.chnbctc.com>

E-Mail: [bctc@bctc-lab.com.cn](mailto:bctc@bctc-lab.com.cn)

\*\*\*\*\* END \*\*\*\*\*

1720